



SERIE 20



CARACTERISTICAS

- ▶ Cierre lateral automático embutido, o cierre central tipo caracol.
- ▶ Múltiples alternativas de diseño: combinación de paños fijos y móviles, con sobre luces y antepechos.
- ▶ Deslizamiento silencioso gracias al uso de rodamientos de nylon con billas de acero inoxidable.
- ▶ Aperturas de hasta 50% del vano.

ACABADOS



Gris Mate
Anodizado



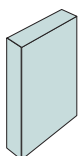
Negro
Anodizado



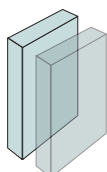
Blanco
Pintura
Electrostática

NOTA: Cualquier otro color de acabado, consultar.

ESPESOR DE VIDRIO



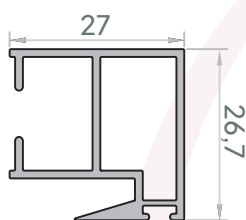
Vidrio monolítico
4mm
6mm



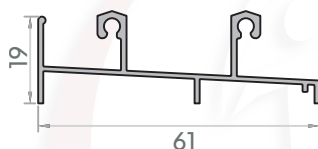
Vidrio laminado
6.38mm



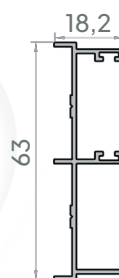
PERFILES



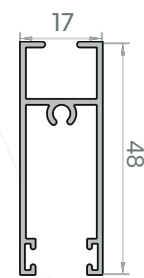
ALN-2011



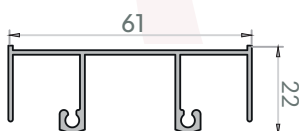
ALN-2002



ALN-2009



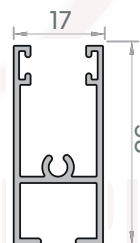
ALN-2005



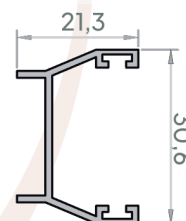
ALN-2001



ALN-2010



ALN-2004

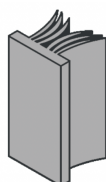


ALN-2021

ACCESORIOS



Cotraseguro



F10



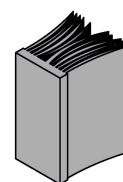
Guía



Seguro de embutir



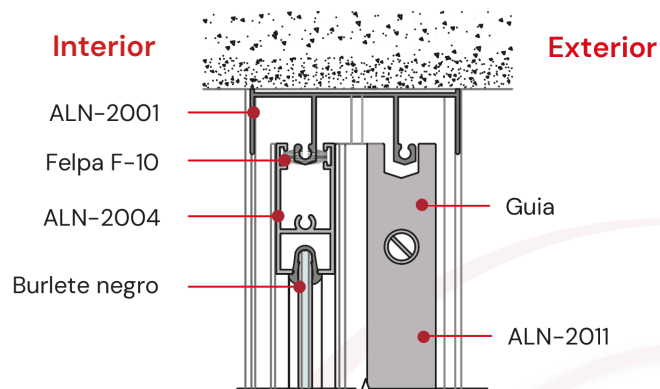
Garrucha



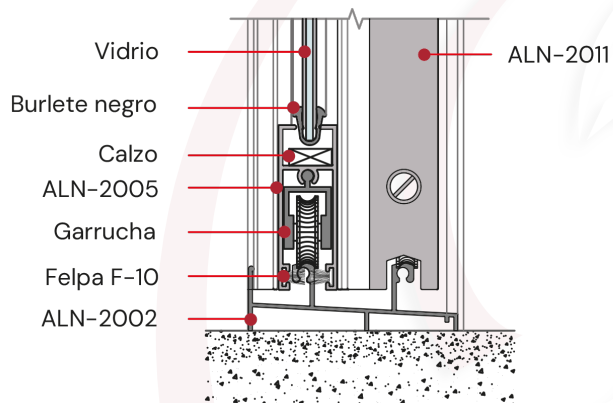
F15

CORTE VERTICAL

JR DEL PERÚ

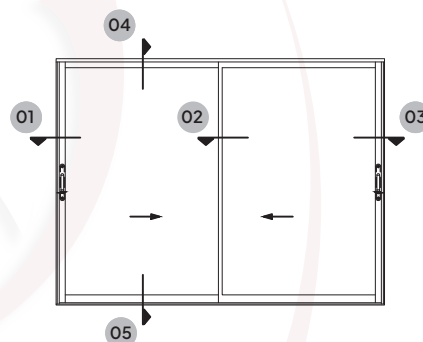


Det. 04

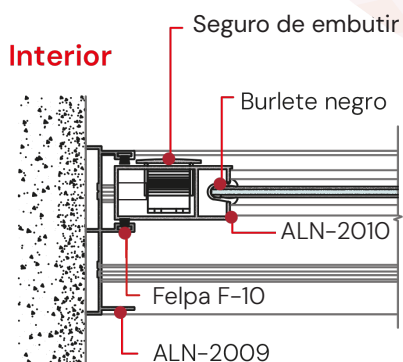


Det. 05

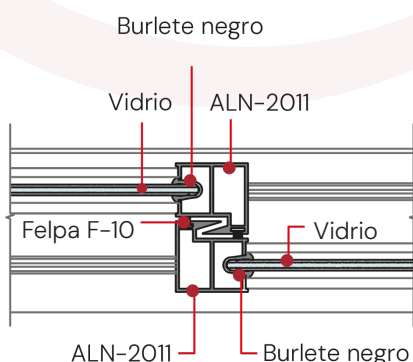
DETALLES



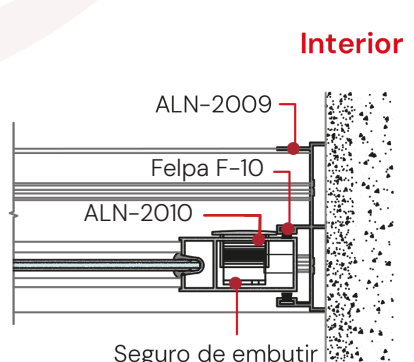
CORTE HORIZONTAL



Det. 01



Det. 02



Det. 03



JR DEL PERÚ